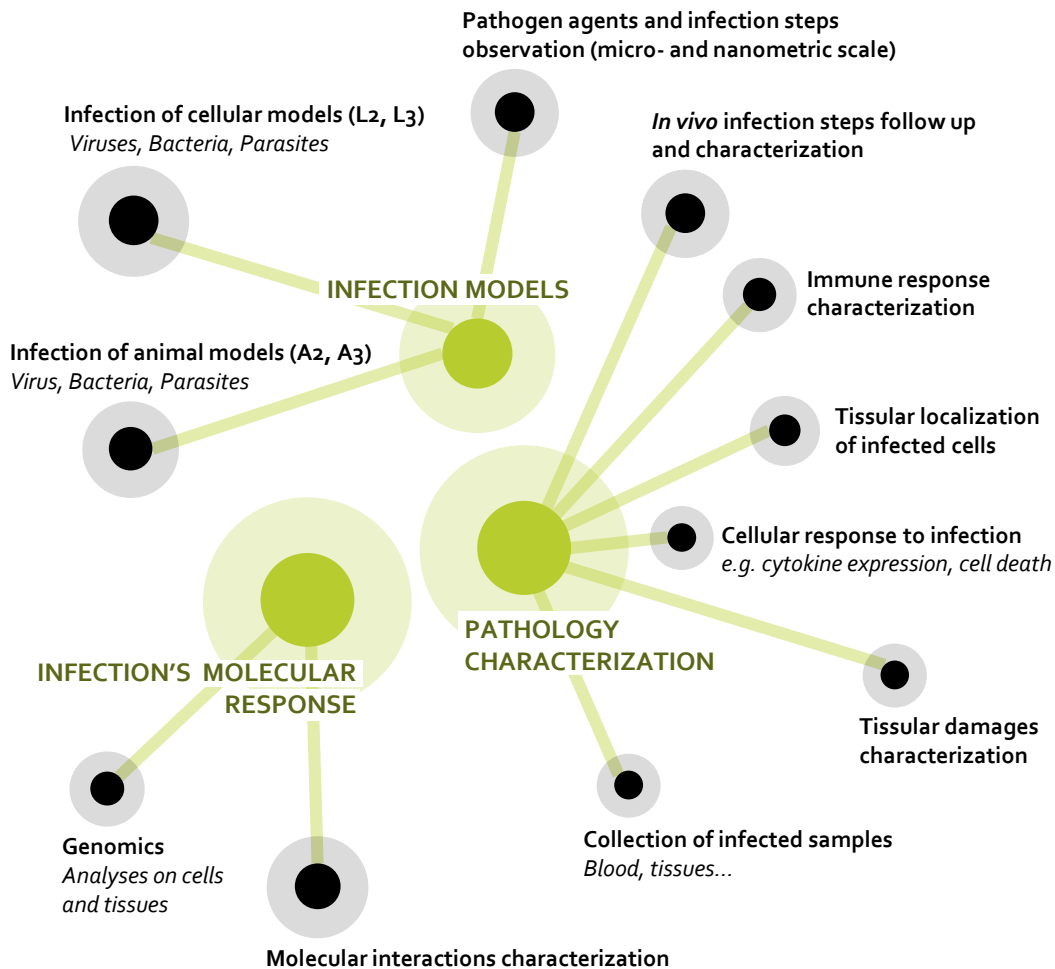


OUR SERVICES APPLIED TO INFECTIOUS DISEASES



Your Needs

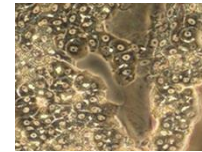
Biosit service offer

A CASE STUDY

ASSESSMENT OF THE NEUTRALIZING ACTIVITY OF ANTIBODIES TARGETING HEPATITIS B VIRUS

In this project involving a biotech company, Biosit performed neutralizing assays against hepatitis B virus (HBV) infection in a Biosafety Level 3 laboratory.

Preparation of cells susceptible to HBV infection



- Differentiated hepatoma cell line: HepaRG
- Primary culture of normal human hepatocytes

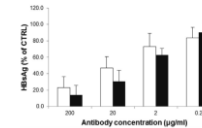
Preparation of HBV inocula



Transfection of HepG2 hepatoma cell line with HBV genome plasmids to produce infectious viral particles (harvested in the supernatant of transfected cells).

- Virion concentration in inocula reaches more than 10^9 GEq/ml

Evaluation of monoclonal antibodies HBV-neutralizing activity



Infection level, correlated with HBsAg secretion rate, gradually decreases with increasing antibody concentration, demonstrating the specificity of the neutralization assay.

- Identification of the most potent neutralizing antibody

+ ALSO AVAILABLE FOR YOUR PROJECTS

- Multiplex assays to analyse **cytokine expression** [CytomeTRI facility]*
- Screening assays (ELISA) to **detect pathogen agents and corresponding antibodies as well as induced cytokines** in serum of infected patients [Fully equipped biosafety level 3 laboratory : multimode microplate reader and washer, fluorescence microscope, ultracentrifuge...]

* Human non pathogenic samples ; Rodent pathogenic or healthy samples